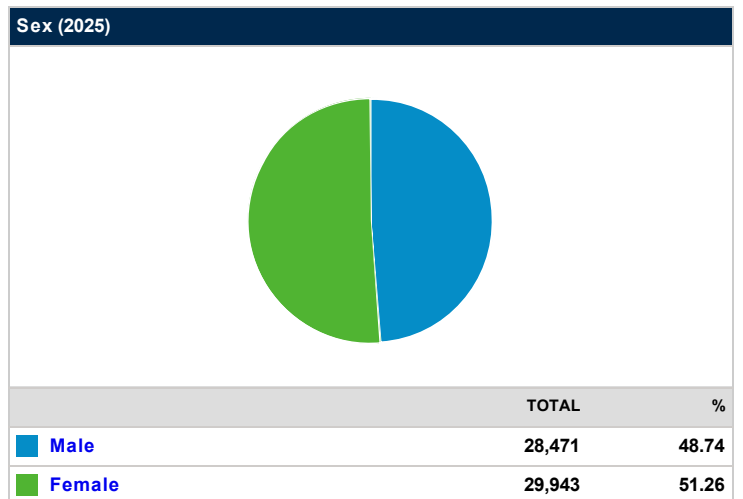
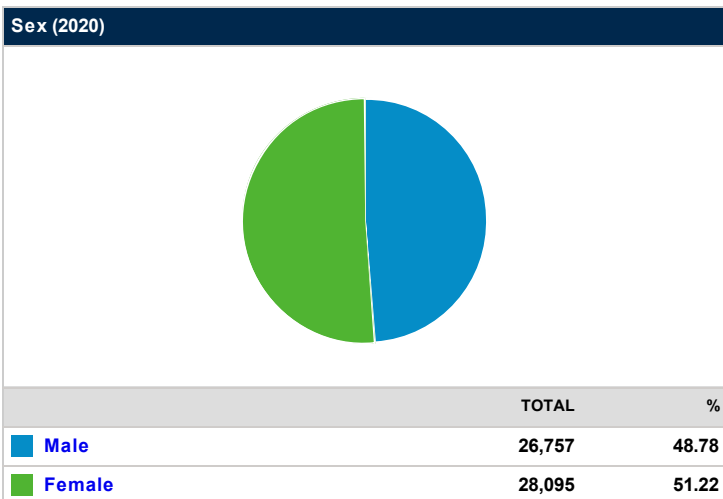
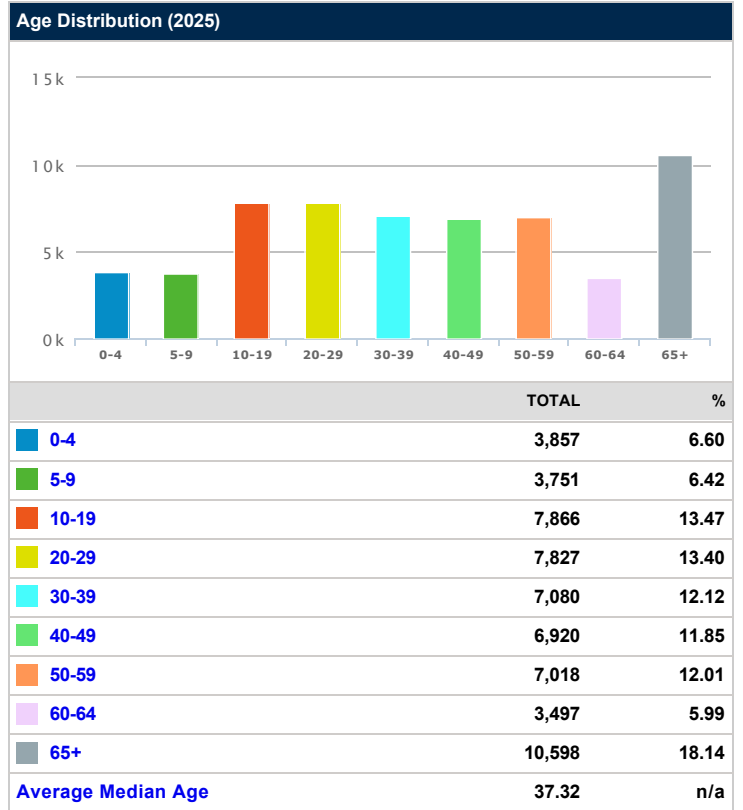
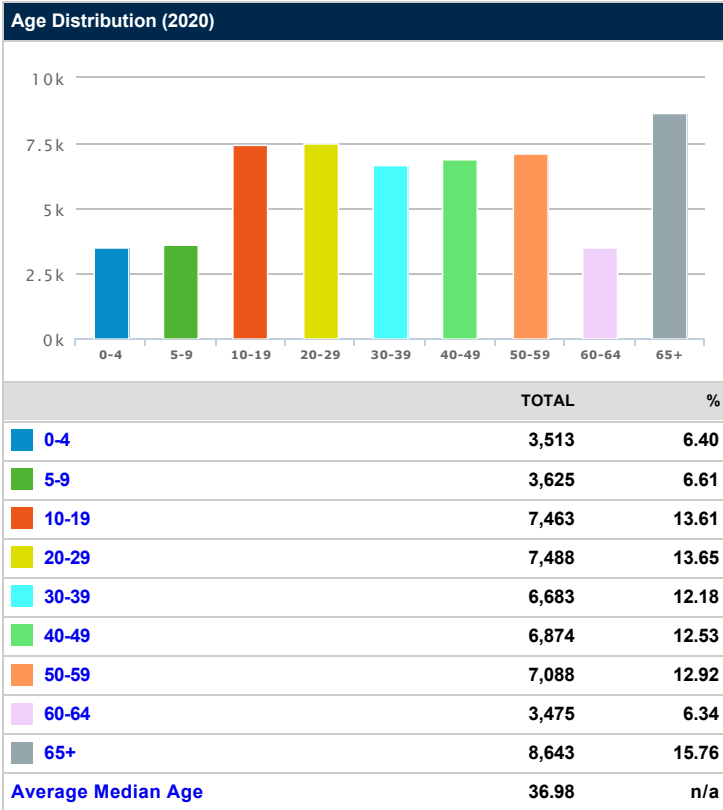


State of Kentucky-Demographics

Demographics Report (Jessamine County, Kentucky)

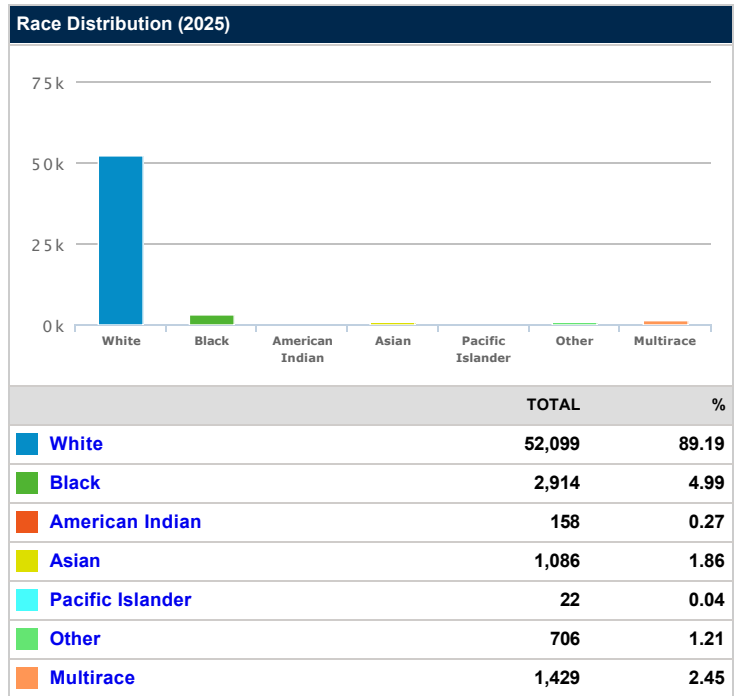
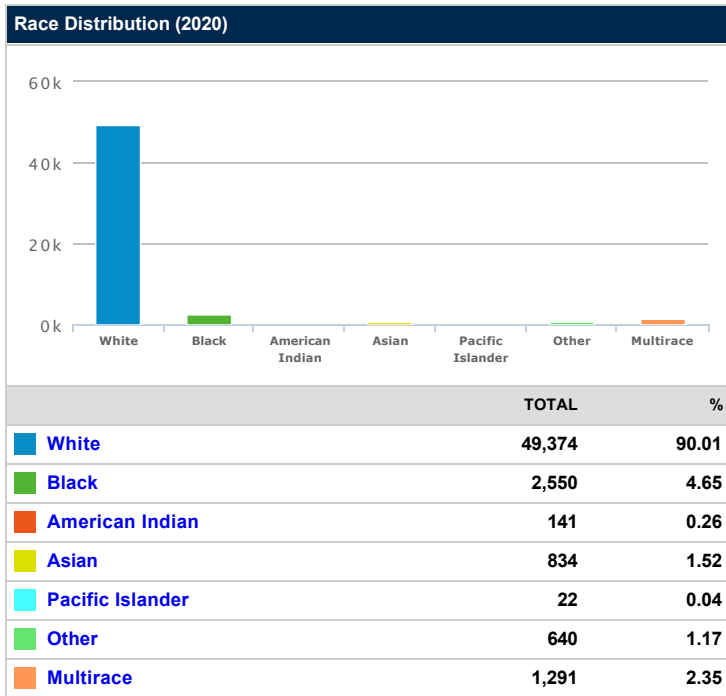
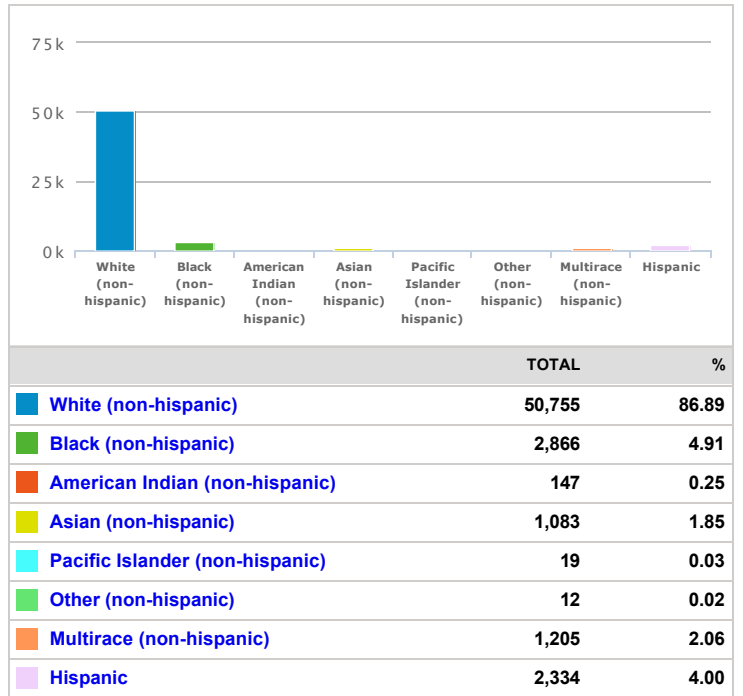
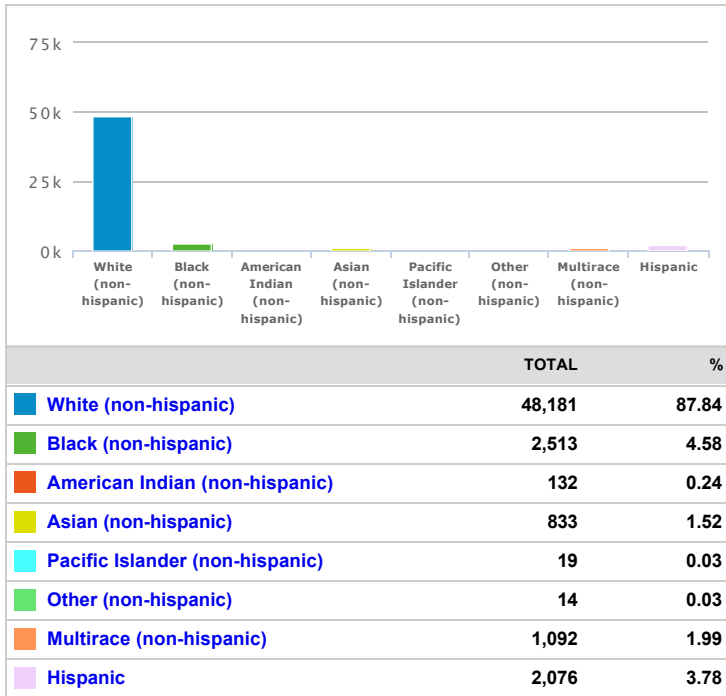
| Population (2020) | |
|-------------------|---------------|
| | TOTAL |
| | 54,852 |

| Population (2025) | |
|-------------------|---------------|
| | TOTAL |
| | 58,414 |



Ethnicity Distribution (2020)

Ethnicity Distribution (2025)



Total Households (2020)

| | TOTAL | % |
|------------|--------|-------|
| Households | 20,199 | n/a |
| Families | 14,718 | 72.86 |

Total Households (2025)

| | TOTAL | % |
|------------|--------|-------|
| Households | 21,155 | n/a |
| Families | 15,639 | 73.93 |

Average Household Income (2020)

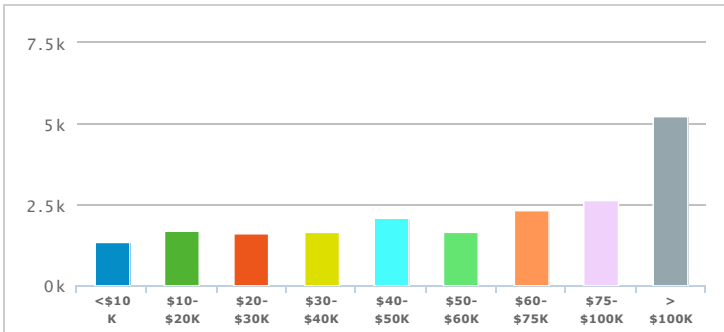
| | TOTAL |
|--|--------|
| | 87,926 |

Average Household Income (2025)

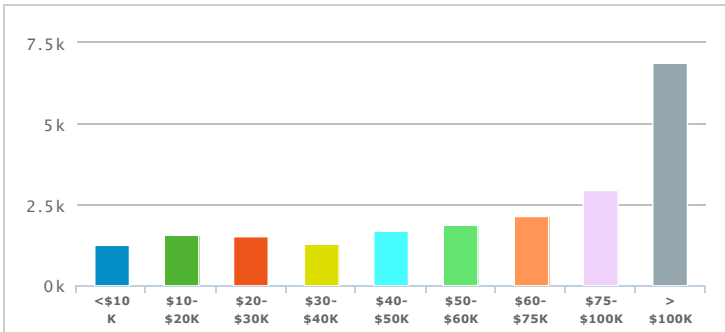
| | TOTAL |
|--|---------|
| | 100,151 |

Household Income Distribution (2020)

Household Income Distribution (2025)

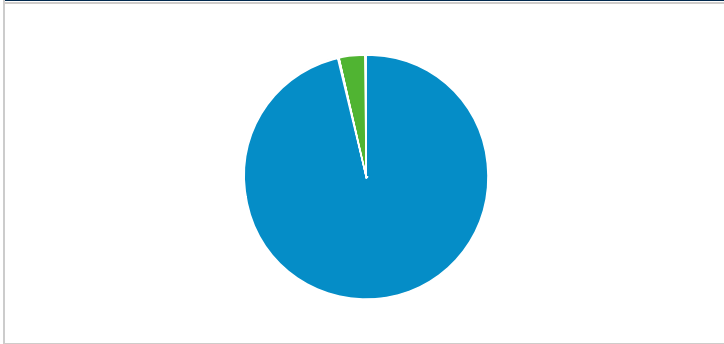


| | TOTAL | % |
|-------------|-------|-------|
| <\$10 K | 1,349 | 6.68 |
| \$10-\$20K | 1,689 | 8.36 |
| \$20-\$30K | 1,595 | 7.90 |
| \$30-\$40K | 1,647 | 8.15 |
| \$40-\$50K | 2,114 | 10.47 |
| \$50-\$60K | 1,649 | 8.16 |
| \$60-\$75K | 2,318 | 11.48 |
| \$75-\$100K | 2,614 | 12.94 |
| > \$100K | 5,224 | 25.86 |



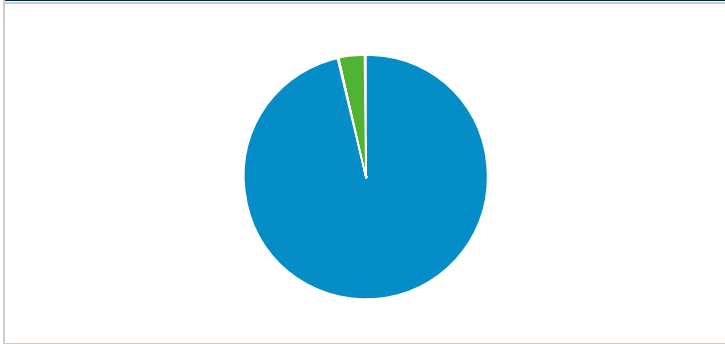
| | TOTAL | % |
|-------------|-------|-------|
| <\$10 K | 1,243 | 5.88 |
| \$10-\$20K | 1,566 | 7.40 |
| \$20-\$30K | 1,508 | 7.13 |
| \$30-\$40K | 1,313 | 6.21 |
| \$40-\$50K | 1,683 | 7.96 |
| \$50-\$60K | 1,862 | 8.80 |
| \$60-\$75K | 2,149 | 10.16 |
| \$75-\$100K | 2,942 | 13.91 |
| > \$100K | 6,889 | 32.56 |

Labor Force Status (2020)



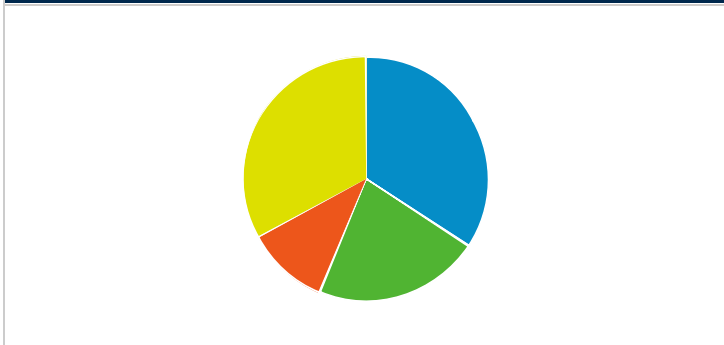
| | TOTAL | % |
|--------------------|--------|-------|
| Labor Force | 27,089 | n/a |
| Employed | 26,118 | 96.42 |
| Unemployed | 971 | 3.58 |
| In Armed Forces | | n/a |
| Not In Labor Force | 16,342 | n/a |

Labor Force Status (2025)



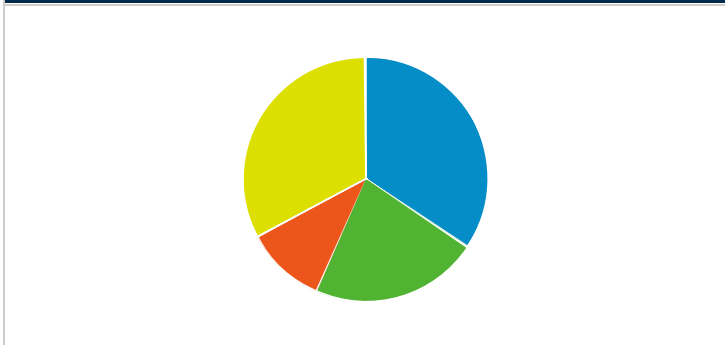
| | TOTAL | % |
|--------------------|--------|-------|
| Labor Force | 28,929 | n/a |
| Employed | 27,893 | 96.42 |
| Unemployed | 1,036 | 3.58 |
| In Armed Forces | | n/a |
| Not In Labor Force | 17,444 | n/a |

Total Number of Housing (2020)



| | TOTAL | % |
|---------------------------|--------|-------|
| Total Dwellings | 21,048 | n/a |
| Owner-Occupied Dwellings | 13,517 | 66.92 |
| Renter-Occupied Dwellings | 6,682 | 33.08 |
| Housing Units Occupied | 20,199 | 95.97 |

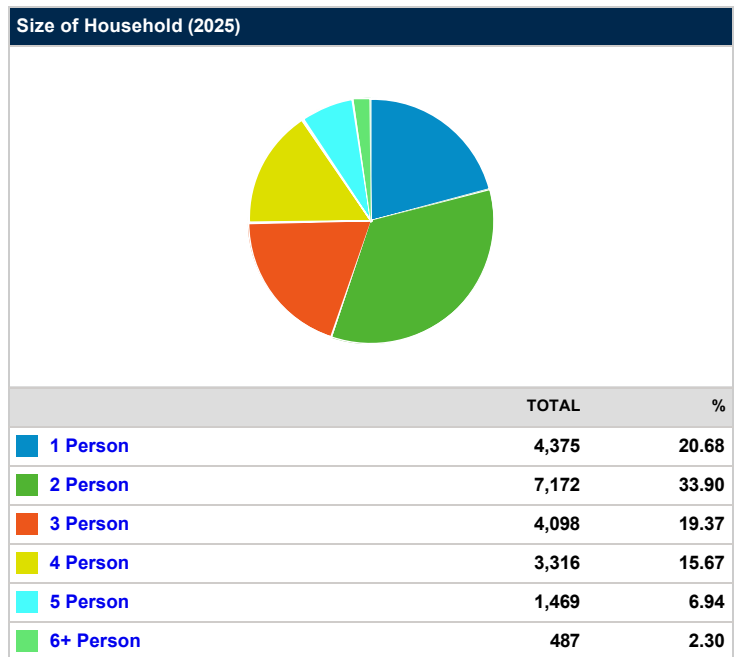
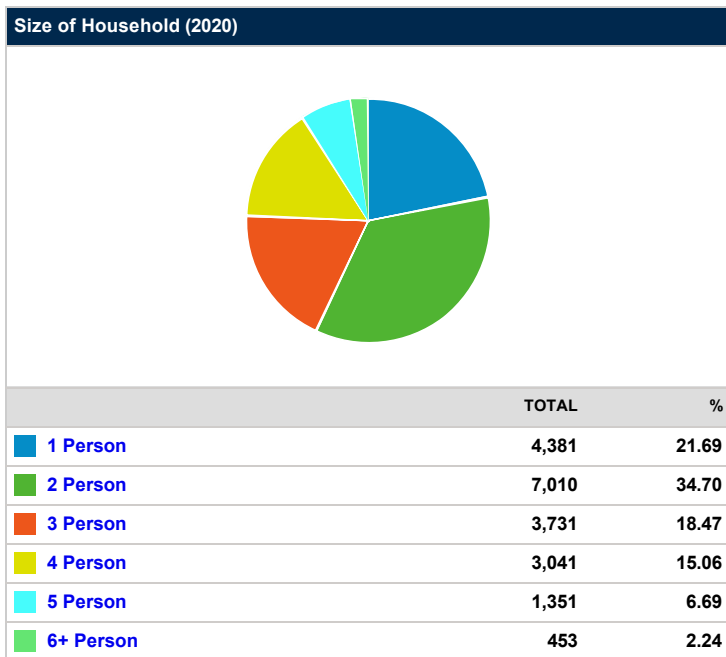
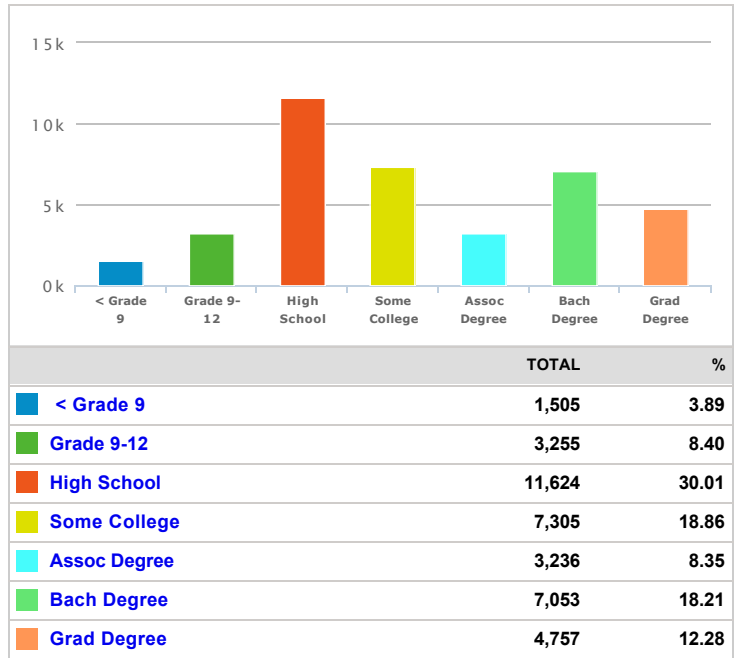
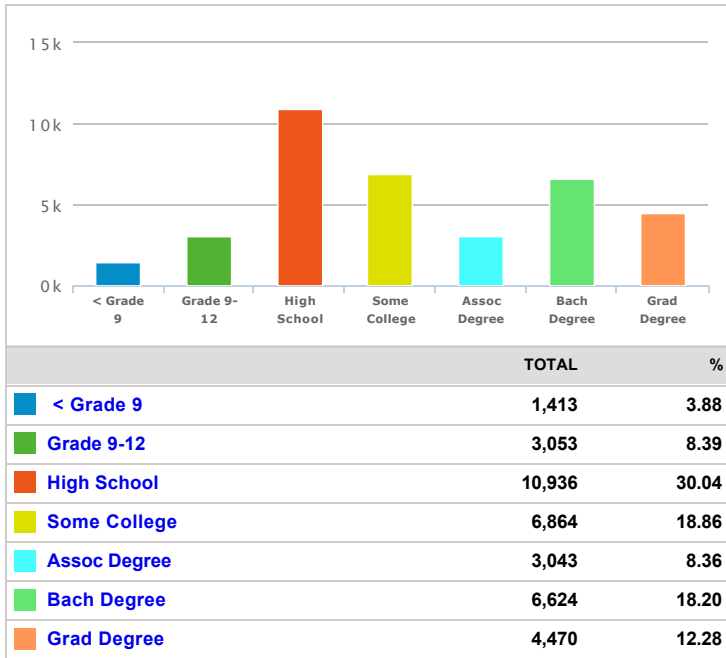
Total Number of Housing (2025)



| | TOTAL | % |
|---------------------------|--------|-------|
| Total Dwellings | 22,174 | n/a |
| Owner-Occupied Dwellings | 14,303 | 67.61 |
| Renter-Occupied Dwellings | 6,852 | 32.39 |
| Housing Units Occupied | 21,155 | 95.40 |

Education Attainment (2020)

Education Attainment (2025)



Source: Applied Geographic Solutions, 2020
 Estimates based on American Community Survey's (ACS) and Census 2010